

Fundamentals For Band

Trumpet


#1. Starting Note



Practice your instrument every day. You will get out of it what you put into it. Practice until it's perfect. Breathe together to play together. Hold notes out all the way. Watch your conductor all the time. Count and think during your rests and long notes. Don't tense up; the more you relax, the easier it will be. Keep a steady beat. Use your ears; if you don't sound good, fix it. Learn something new every day. Don't quit.


#2. Long Tones

stop - 2 - 3 - breathe




#3 Five-Note Scales

Try it articulated and slurred.




#4 Flexibility

Use lots of air, don't close your teeth, move your embouchure as little as possible. The more you relax, the easier it will be.



#5 Attacks

Put your instrument down and back up again during the rests: TOO - down - up - breathe



#6 Chromatic Scale

Know your notes!



#7 High Range Workout

Fast air. Stay relaxed, tension is the enemy.

