

Fundamentals For Band

Snare Drum

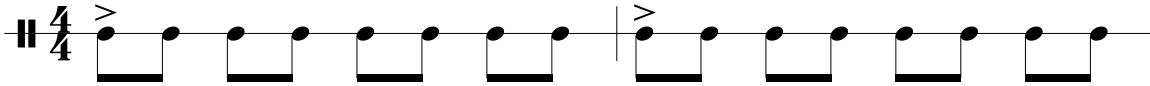
#1 Starting Note



Practice every day. You will get out of it what you put into it.
Keep a steady tempo, and keep your stick height low.

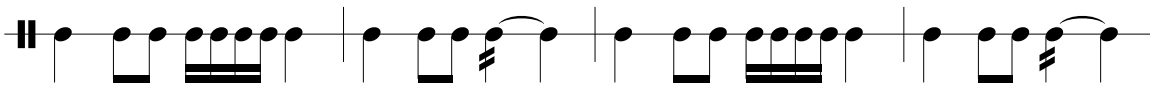
#2 Keep A Steady Beat

This can be played either RLRLRLRL or RRRRRRRR LLLLLLLL



Repeat this pattern over and over...

#3 8th and 16th Notes, Five Stroke Roll



Repeat this pattern over and over...

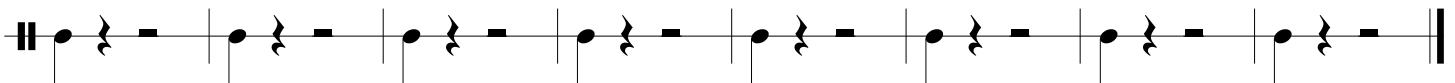
#4 Longer Five Stroke Roll



Repeat this pattern over and over...

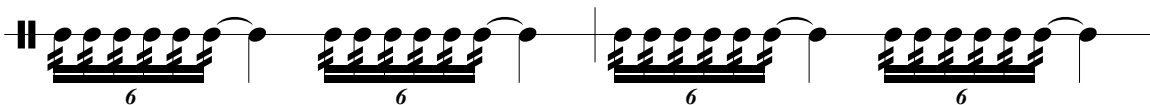
#5 Attacks

hit - 2 - 3 - up



#6 Seven Stroke Roll

*A seven stroke roll is used at slower tempos to make your rolls sound cleaner.
Think 123 123 1 if you are having trouble.*



Repeat this pattern over and over...

#7 Rhythm Study

Band Director will write a new rhythm on the board for you to play.

